



TRAP100 Polyclonal Antibody

Catalog No	YP-Ab-02131
Isotype	IgG
Reactivity	Human;Mouse;Rat
Applications	WB;IHC;IF;ELISA
Gene Name	MED24
Protein Name	Mediator of RNA polymerase II transcription subunit 24
Immunogen	The antiserum was produced against synthesized peptide derived from human MED24. AA range:801-850
Specificity	TRAP100 Polyclonal Antibody detects endogenous levels of TRAP100 protein.
Formulation	Liquid in PBS containing 50% glycerol, 0.5% BSA and 0.02% sodium azide.
Source	Polyclonal, Rabbit,IgG
Purification	The antibody was affinity-purified from rabbit antiserum by affinity-chromatography using epitope-specific immunogen.
Dilution	Western Blot: 1/500 - 1/2000. Immunohistochemistry: 1/100 - 1/300. Immunofluorescence: 1/200 - 1/1000. ELISA: 1/20000. Not yet tested in other applications.
Concentration	1 mg/ml
Purity	≥90%
Storage Stability	-20°C/1 year
Synonyms	MED24; ARC100; CRSP4; DRIP100; KIAA0130; THRAP4; TRAP100; Mediator of RNA polymerase II transcription subunit 24; Activator-recruited cofactor 100 kDa component; ARC100; Cofactor required for Sp1 transcriptional activation subunit 4; CRSP c
Observed Band	110kD
Cell Pathway	Nucleus .
Tissue Specificity	Ubiquitous. Abundant in skeletal muscle, heart and placenta.
Function	function:Component of the Mediator complex, a coactivator involved in the regulated transcription of nearly all RNA polymerase II-dependent genes. Mediator functions as a bridge to convey information from gene-specific regulatory proteins to the basal RNA polymerase II transcription machinery. Mediator is recruited to promoters by direct interactions with regulatory proteins and serves as a scaffold for the assembly of a functional preinitiation complex with RNA polymerase II and the general transcription factors.,similarity:Belongs to the Mediator complex subunit 24 family.,subunit:Component of the Mediator complex, which is composed of MED1, MED4, MED6, MED7, MED8, MED9, MED10, MED11, MED12, MED13, MED13L, MED14, MED15, MED16, MED17, MED18,



MED19, MED20, MED21, MED22, MED23, MED24, MED25, MED26, MED27, MED29, MED30, MED31, CCNC, CDK8 and CDC2L6/CDK11. The MED12, MED13, CCNC and CDK8 su

Background

This gene encodes a component of the mediator complex (also known as TRAP, SMCC, DRIP, or ARC), a transcriptional coactivator complex thought to be required for the expression of almost all genes. The mediator complex is recruited by transcriptional activators or nuclear receptors to induce gene expression, possibly by interacting with RNA polymerase II and promoting the formation of a transcriptional pre-initiation complex. Multiple transcript variants encoding different isoforms have been found for this gene. [provided by RefSeq, Jul 2008],

matters needing attention


Avoid repeated freezing and thawing!

Usage suggestions

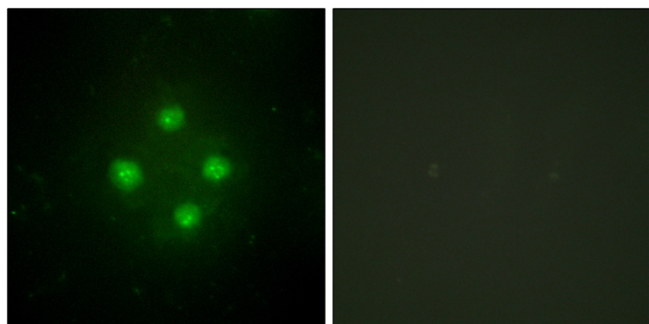
This product can be used in immunological reaction related experiments. For more information, please consult technical personnel.



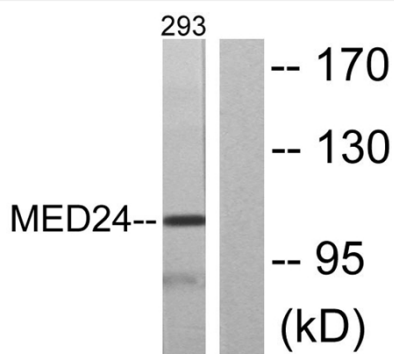
Products Images



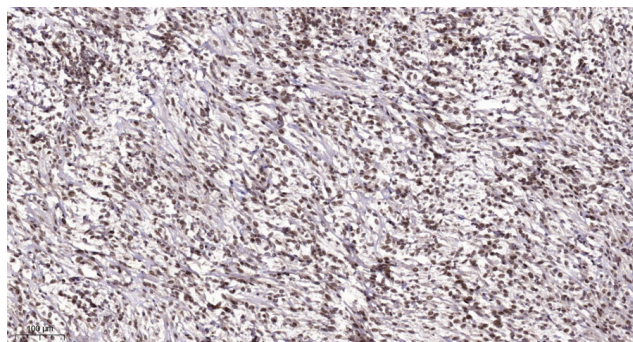
Western Blot analysis of various cells using TRAP100 Polyclonal Antibody diluted at 1:1000. Secondary antibody(catalog#:RS0002) was diluted at 1:20000 cells nucleus extracted by Minute TM Cytoplasmic and Nuclear Fractionation kit (SC-003, Inventbiotech, MN, USA).



Immunofluorescence analysis of HUVEC cells, using MED24 Antibody. The picture on the right is blocked with the synthesized peptide.



Western blot analysis of lysates from 293 cells, using MED24 Antibody. The lane on the right is blocked with the synthesized peptide.



Immunohistochemical analysis of paraffin-embedded human Colon cancer. 1, Antibody was diluted at 1:200(4° overnight). 2, Tris-EDTA, pH9.0 was used for antigen retrieval. 3, Secondary antibody was diluted at 1:200(room temperature, 45min).